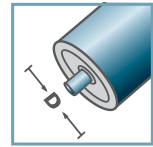
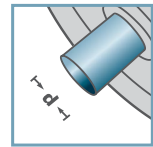


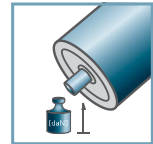
**KTR-30.00**  
**KTR-30.01**



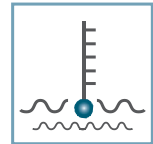
**D [mm]**  
30



**d [mm]**  
6; 8; 10



**C [daN]**  
7



**T [°C]**  
0° - 80°



**Carton [pcs.]**


50/250/500

**KTR-30.00/.01**

Type	Normal	Stainless	Di +0,25	Da	Load Rating C [daN]
	.00	.01			
KTR-30x1,0	x	x	28,1	29,9	7
KTR-30x1,5	x	x	27,1	29,9	7
KTR-30x1,8	x	x	26,5	29,9	7
KTR-30x2,0	x	x	26,35	29,9	7

**Other dimensions on request!**

- ☛ Housing: Plastic
- ☛ Inner Race: Plastic
- ☛ Ball Cage: Plastic
- ☛ Ball
  - ☛ 00: Steel
  - ☛ 01: 1.4034



**KTR**